

2022 Season

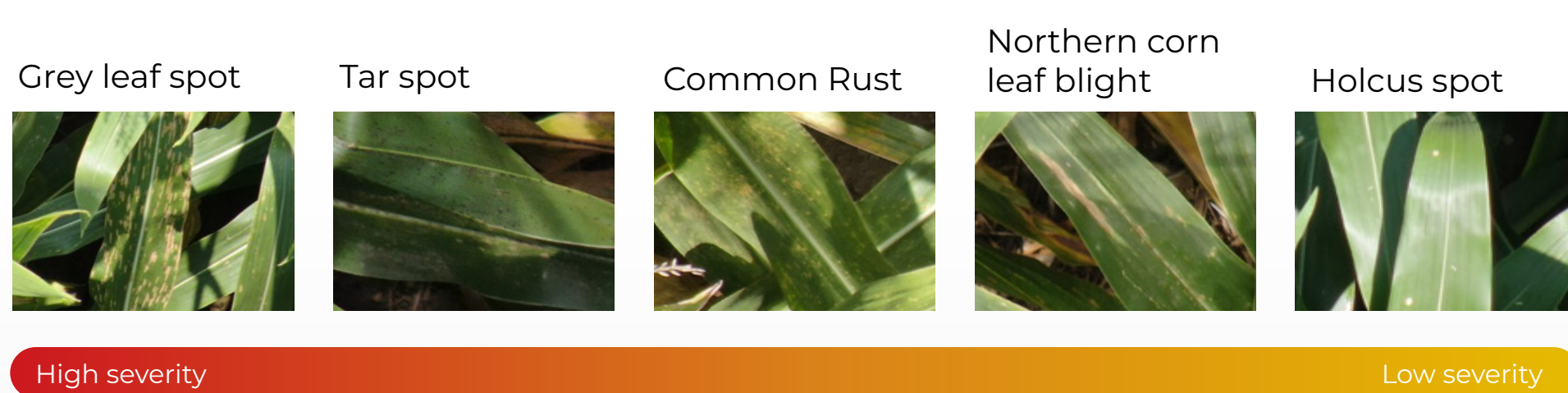
THE STORY THROUGH NUMBERS

Digitally scouting millions of acres across the Midwest translates into millions of valuable data points and insights. This data sheds light on the type of crop threats that growers dealt with during the past season and what they might encounter over the next seasons. Here's a snapshot of what we've seen in 2022.

CORN: What were the greatest threats to your fields this season?

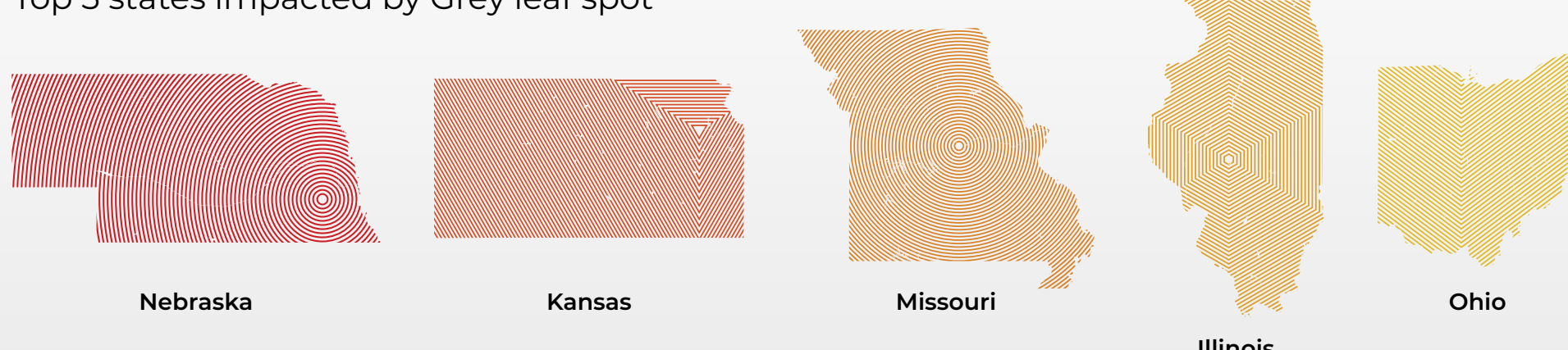
Disease pressure

Top 5 diseases detected in corn fields and their relative prevalence



States most impacted by Grey Leaf Spot

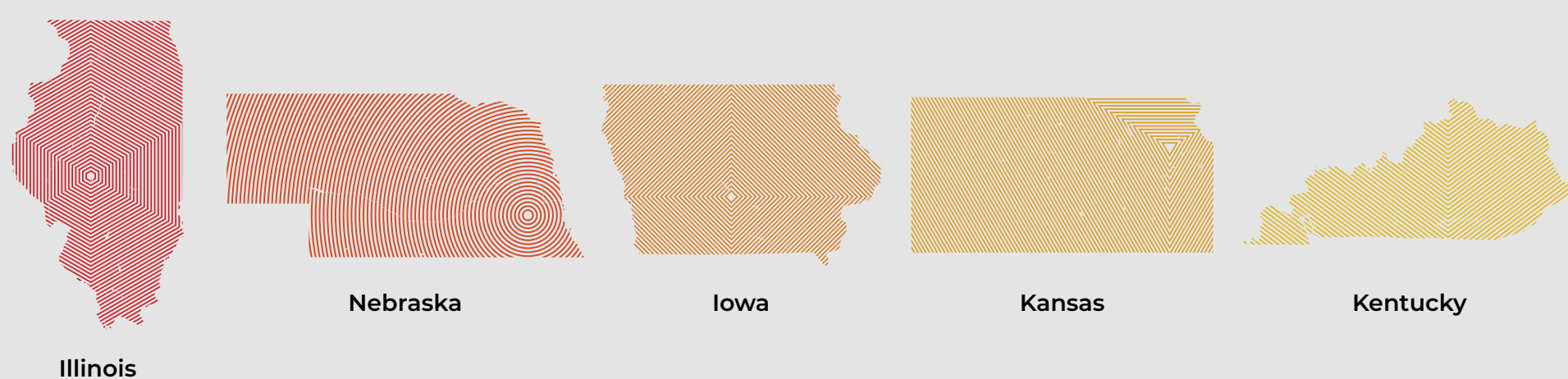
Top 5 states impacted by Grey leaf spot



Tar Spot makes inroad across the Midwest

Our 2022 data shows that Tar Spot continues to expand across the Midwest, putting growers on high alert.

Top 5 states impacted by Tar Spot




Weed pressure

Top 10 weed species scouted in corn fields and their relative prevalence



Nutrient Deficiencies

Top types of deficiencies identified



The information provided here represents the Taranis' crop intelligence data, collected from millions of acres across the US. If you would like to learn more about corn disease data in your region, please [Contact us](#).